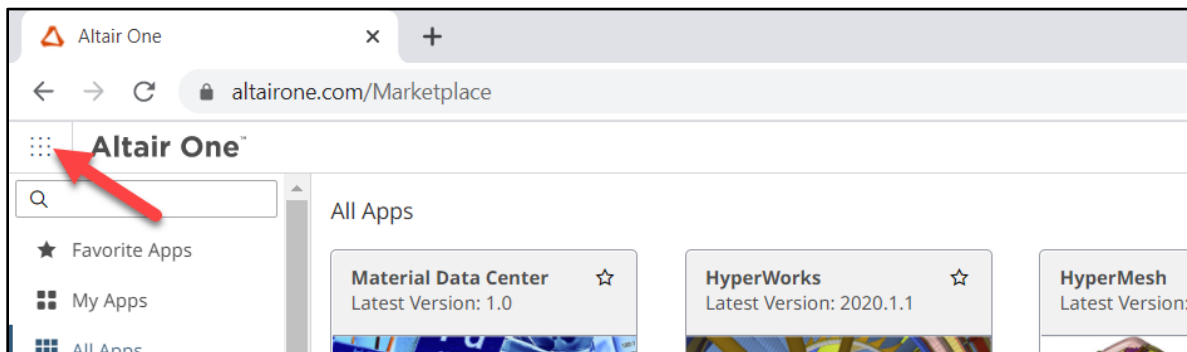




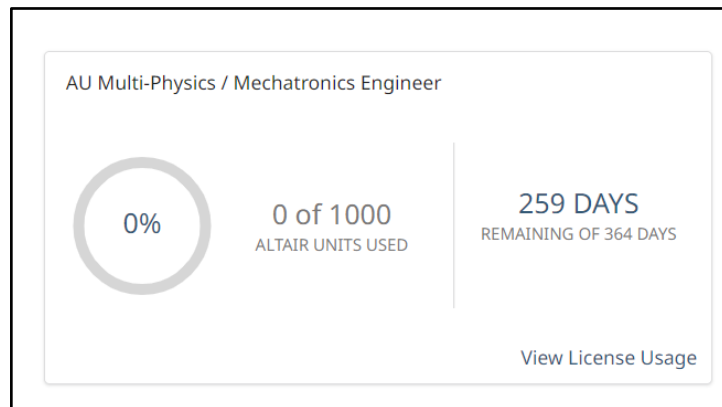
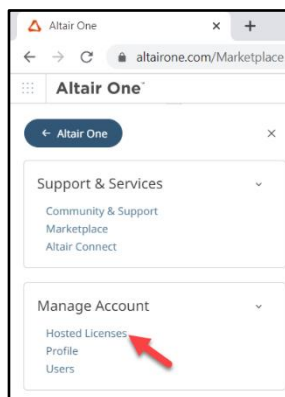
## ALTAIR ONE LICENSE ACCESS AND ACTIVATION

### Download Software and Activate your License from the Altairone.com portal

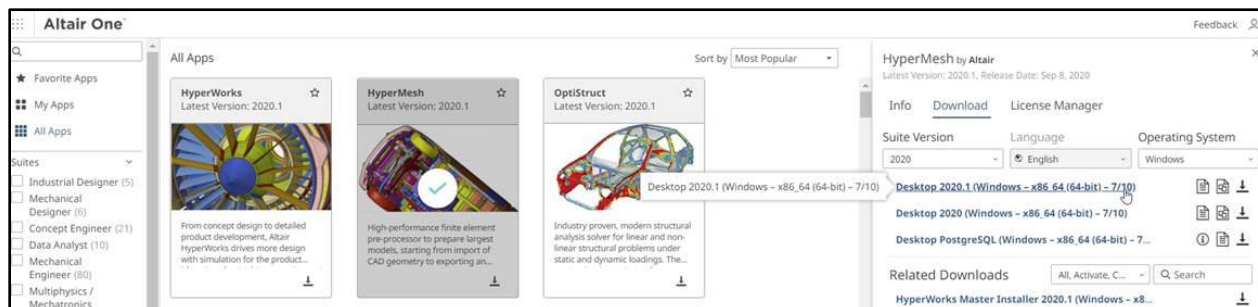
1. Create an account at [www.altairone.com](http://www.altairone.com) with your company email ID.
2. Once you create this account you will have to verify that you have access to your Altair Units. Click the indicated button in the screenshot:



3. Select the **Hosted Licenses** button in the panel on the left side of the screen:



4. After verifying your units, you can download the software from [altairone.com/marketplace](http://altairone.com/marketplace). Use the search bar to filter the product list:



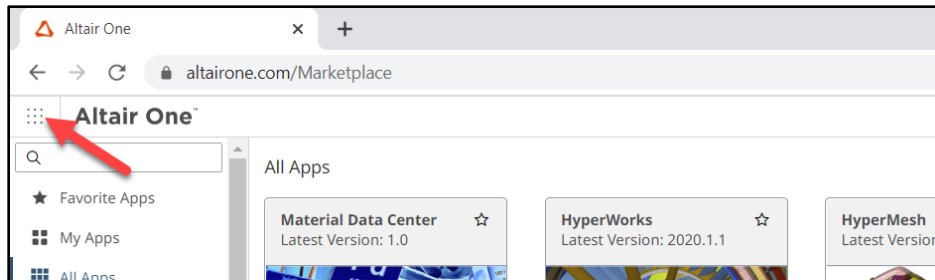


5. Once you have downloaded and installed the software, you can follow this video for the activation process: [Activation Process](#)

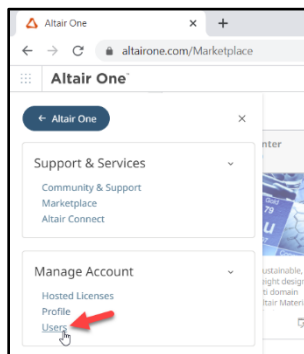
## Inviting users to the Altairone.com portal for License Access

If you are an administrator, you will need to invite users to access the licenses. Follow these steps:

1. Login to altairone.com. Select the indicated button in the screenshot:



2. Select the **Users** button in the panel on the left side of the screen:



3. Select the **Add user** button and type in their credentials:



This will send an email to the users you have added to create their AltairOne accounts which they can use to download and activate the software.